

Pearson CCSoC - BTS Style Guide

Segmented Filter

Match Assessments style



Progress Bars

Square corners, done portion in section color, unfinished portion in #EEEEEE

label on the right side in #424242



Checkmarks

Match Student Discussion styling



New content circles

Use perfect circle in section color; circle becomes a lozenge if need to fit long numbers



Buttons

Single action button: match style guide look and section color



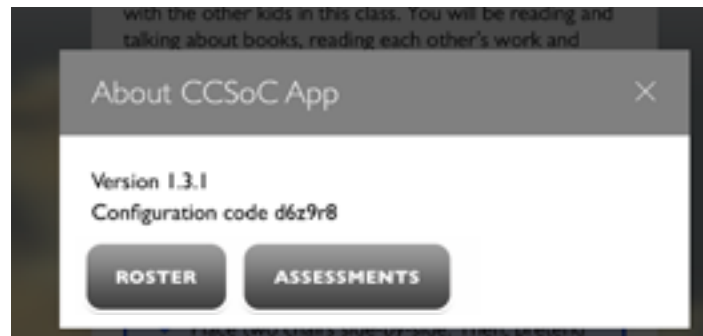
Multiple buttons for making a selection: match style guide gray look for non-selected buttons (selected get section color)



Messaging Alerts

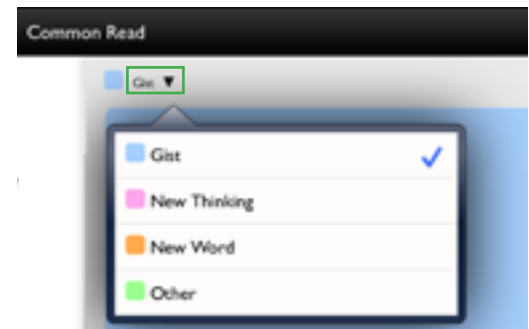
Match About styling: modal popover banded card with X to close it (not a labeled button)

If you do need buttons, use gray style



Popovers

Match Student Discussion for label, arrow and popover styling



Pearson CCSoC - BTS Style Guide

Charts

Match Student Roster styling:

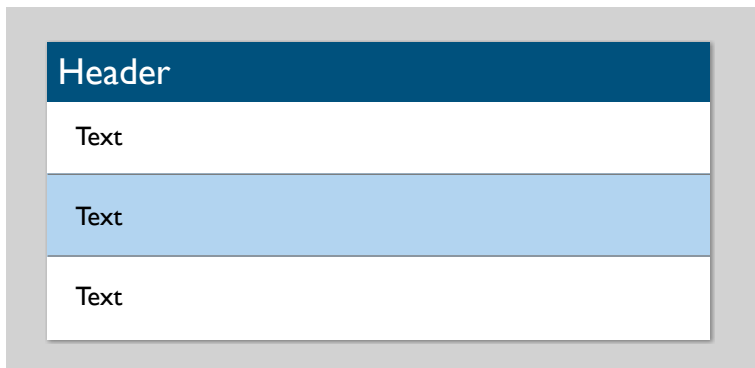


White card with slight shadow

Gray rules (#424242) separate rows

Striped gray background with slight gradient

Section colors are used sparingly: buttons, headers, selection highlights

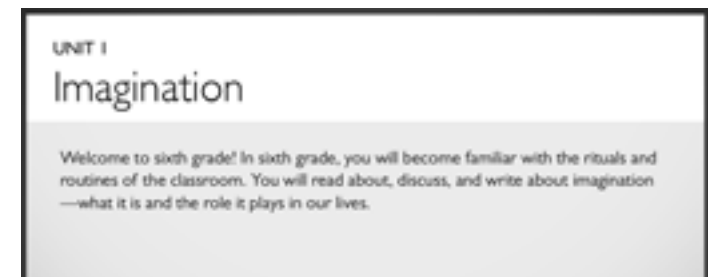
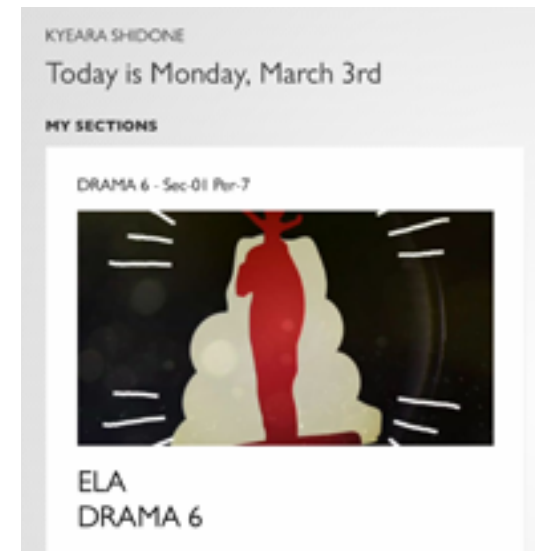


(Just an approximation of colors etc)

Overall style & typography

Match the banded card styling with light gray backgrounds (striped or solid)

Use lighter weight Gill as found in Dashboard, Unit, Student Roster



Pearson CCSoC - BTS Style Guide

Updates

Should be centered under the lesson name, text baseline at X pixels and a X pixel space between the baseline and the top of the next item.

