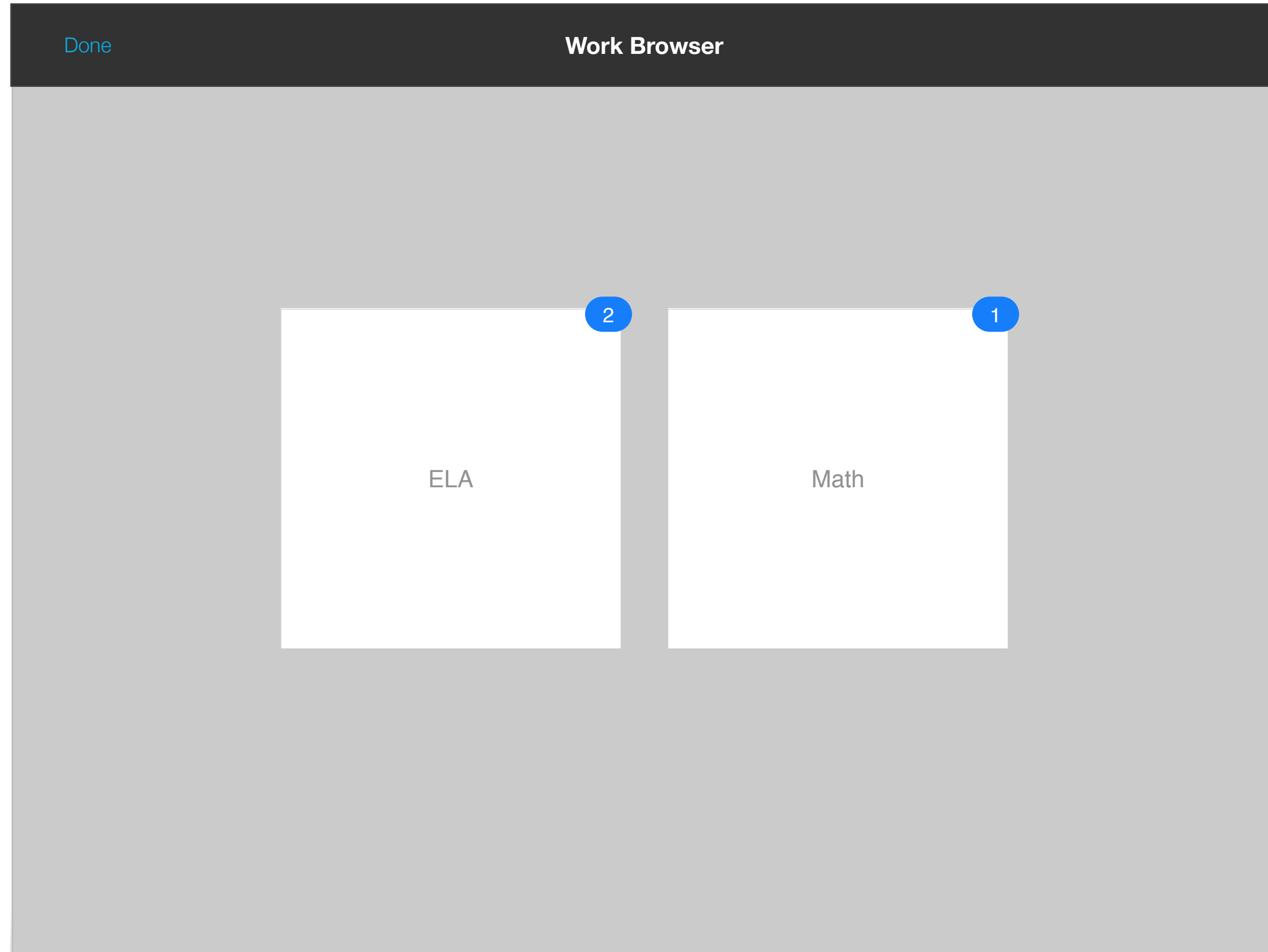


Student - Work Browser

Team D 2.26.14 v2.1

Sections

Student - Sections




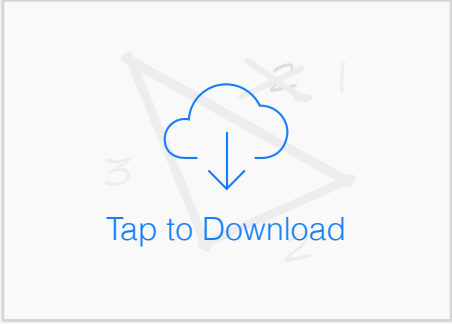

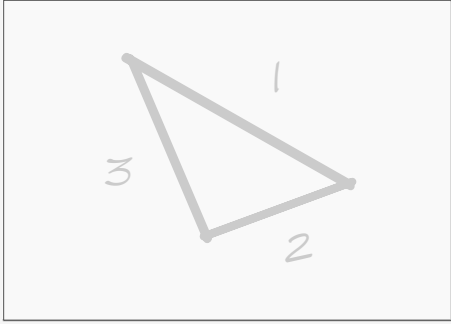



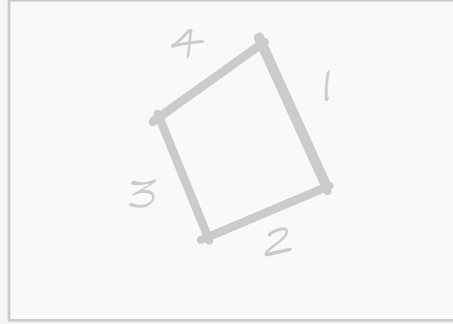

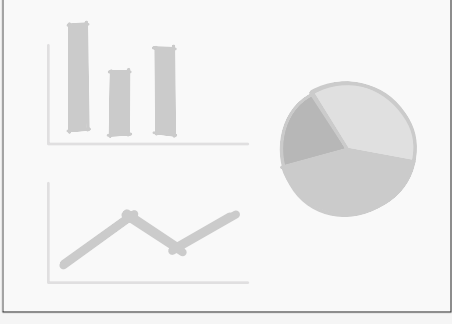

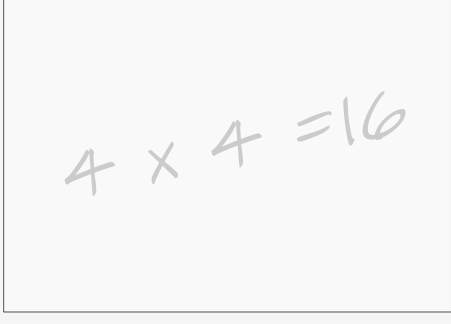

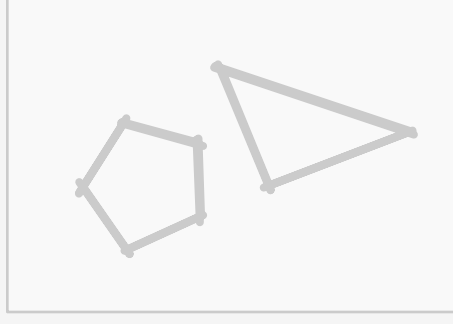






Default screen if the work browser is launched from outside a Section

Concept 1

Concept 1 - Most Recent

Done **Math**

< Sections **Most Recent** By Unit Filter

 Debra Day 2/3/2014  Tap to Download Unit 1, Lesson 3 Task 3	 My Work 2/3/2014  Unit 1, Lesson 3 Task 3	 Carolyn Little 2/2/2014  Tap to Download Unit 1, Lesson 3 Task 2	 My Work 2/1/2014  Unit 1, Lesson 3 Task 1
 My Work 2/3/2014  Unit 1, Lesson 2 Task 4	 My Work 2/3/2014  Unit 1, Lesson 2 Task 3	 Patrick Stevens 2/3/2014  Unit 1, Lesson 2 Task 2	 Sandra Ortiz 2/3/2014  Unit 1, Lesson 2 Task 1
 Student Name	 Student Name	 Student Name	 Student Name

Concept 1 - Most Recent (Filter Options)

The screenshot shows a mobile application interface for 'Math'. At the top, there is a dark header with 'Done' (with a '9' notification badge), 'Math', and 'Filter'. Below the header, there are two filter buttons: 'Most Recent' (which is selected) and 'By Unit'. The main content area is a grid of work items. Each item includes a user profile picture and name, a date, a thumbnail image of the work, and a title. A 'Filter' menu is open over the grid, showing three categories: 'Work Type' (Notebooks, Activities, My Notes, Other Work), 'Work' (My Work, Shared Work), and 'Shared' (Sent). The 'Viewed' category is also present with an 'Unread' option.

Math

Done 9

< Sections

Most Recent By Unit Filter

Work Type

- Notebooks
- Activities
- My Notes
- Other Work

Work

- My Work
- Shared Work

Shared

- Sent

Viewed

- Unread

Grid Items:

- Item 1:** Debra Day, 2/3/2014. Unit 1, Lesson 3, Task 3. Thumbnail: A triangle with sides labeled 3, 1, and 2. Includes a 'Tap to Download' button.
- Item 2:** My Work, 2/3/2014. Unit 1, Lesson 3, Task 3. Thumbnail: A triangle with sides labeled 3, 1, and 2.
- Item 3:** Carolyn Litt, 2/2/2014. Unit 1, Lesson 3, Task 2. Thumbnail: A triangle with sides labeled 4, 1, and 2. Includes a 'Tap to Download' button.
- Item 4:** My Work, 2/3/2014. Unit 1, Lesson 2, Task 4. Thumbnail: A bar chart and a pie chart.
- Item 5:** My Work, 2/3/2014. Unit 1, Lesson 2, Task 3. Thumbnail: The equation $4 \times 4 = 16$.
- Item 6:** Patrick Stev, 2/3/2014. Unit 1, Lesson 2, Task 2. Thumbnail: A pentagon.
- Item 7:** Student Name, 2/3/2014. Unit 1, Lesson 2, Task 1. Thumbnail: A pentagon.

Concept 1 - Most Recent (Filter -Sent Items)


The screenshot shows a mobile application interface for a math course. At the top, there is a dark header with the word "Math" in white. Below the header, there is a navigation bar with a blue "Done" button on the left, a "Sections" button with a left-pointing arrow, and two filter buttons: "Most Recent" (which is currently selected) and "By Unit". On the far right of the navigation bar is a "Filter" button. The main content area displays a grid of work items. Each item consists of a thumbnail image of the work, a title, and a date. The items are: 1. A triangle with sides labeled 1, 2, and 3. Title: "Unit 1, Lesson 3 Task 3". Date: "2/3/2014". 2. A diagram showing a pentagon and a triangle. Title: "Unit 1, Lesson 3 Task 3". Date: "2/3/2014". 3. The equation 4×2 . Title: "Unit 1, Lesson 3 Task 2". Date: "2/2/2014". 4. The equation $4 \times 4 = 16$. Title: "Unit 1, Lesson 2 Task 4". Date: "2/3/2014". A filter menu is open on the right side of the screen. It has a white background and a dark border. The menu is organized into sections: "Work Type" with buttons for "Notebooks", "Activities", "My Notes", and "Other Work"; "Work" with buttons for "My Work" (which is highlighted with a blue border) and "Shared Work"; "Shared" with a button for "Sent" (which is also highlighted with a blue border); and "Viewed" with a button for "Unread".

Concept 1 - Unit


Done Section 5.0.2

[Sections](#) Most Recent **By Unit**


UNIT 1
Analyzing Graphs




LESSON 1
Graphing Stories - Video



LESSON 2
Graphing Stories - Description




LESSON 3
Developing Vocabulary




LESSON 4
Describing Yo


UNIT 2
Linear Equations



LESSON 1




LESSON 2



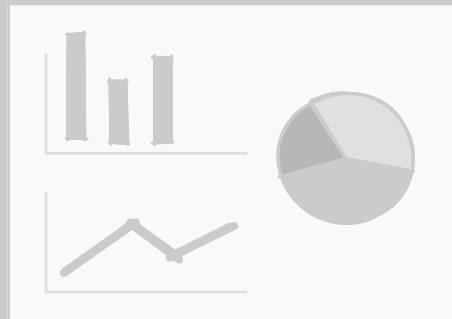
LESSON 3

[By Unit](#) Unit 1, Lesson 3


Recreate Three Graphs (28)



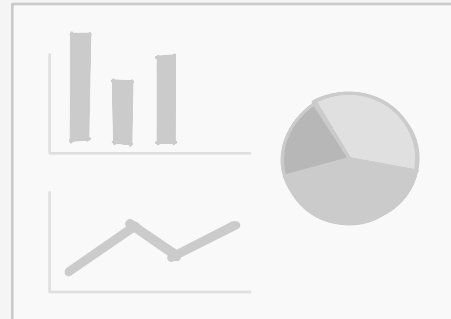
My Work
2/3/2014




2

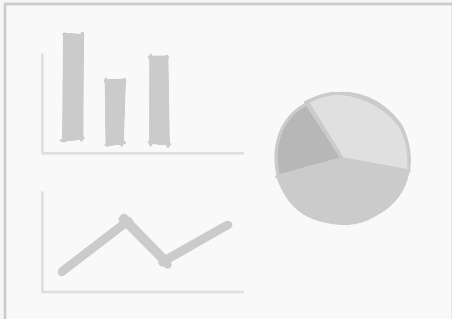



Carolyn Little
2/3/2014



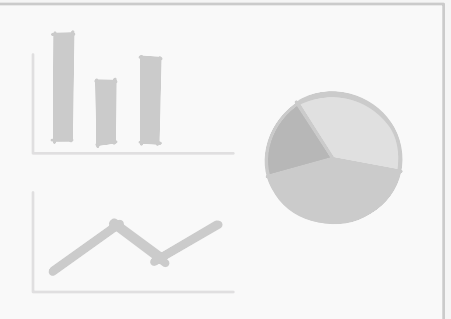


Brittany Guerrero
2/3/2014






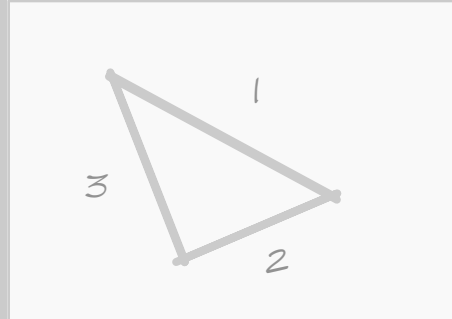
Andrea Wood
2/3/2014




Math Mission (3)

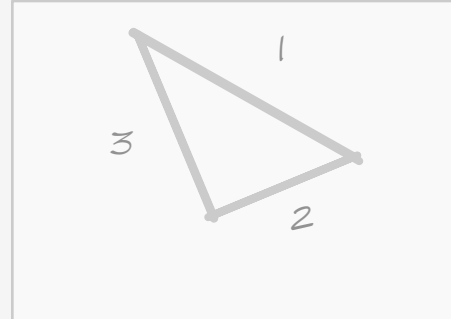



My Work
2/3/2014



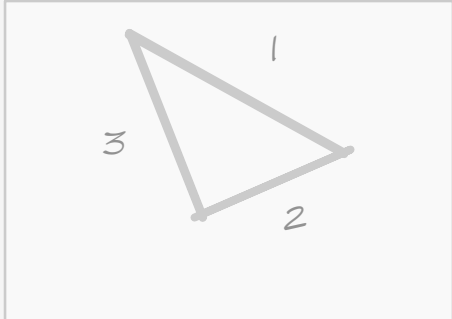


Andrea Wood
2/3/2014





Brittany Guerrero
2/3/2014




Concept 1 - Unit (Scroll shared items)


Done Section 5.0.2

[← Sections](#) Most Recent **By Unit**


UNIT 1
Analyzing Graphs



LESSON 2
Graphing Stories - Description




LESSON 3
Developing Vocabulary




LESSON 4
Describing Vocabulary


UNIT 2
Linear Equations



LESSON 1



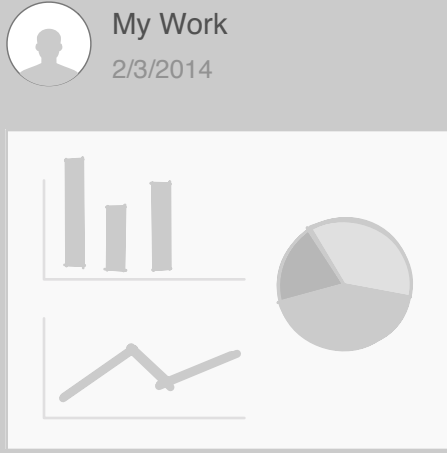
LESSON 2



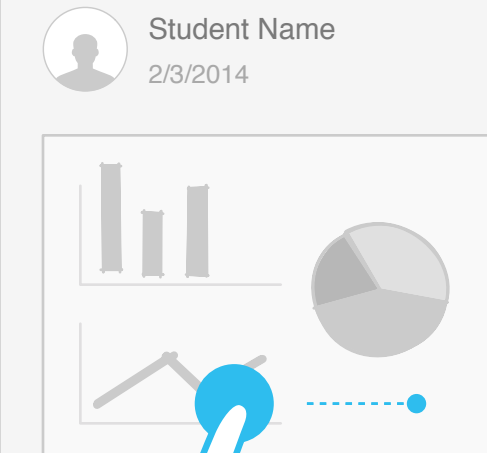
LESSON 3

[← By Unit](#) Unit 1, Lesson 4

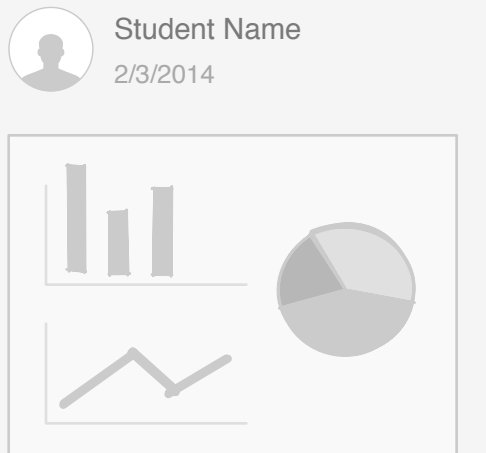
Recreate Three Graphs (28)



My Work
2/3/2014

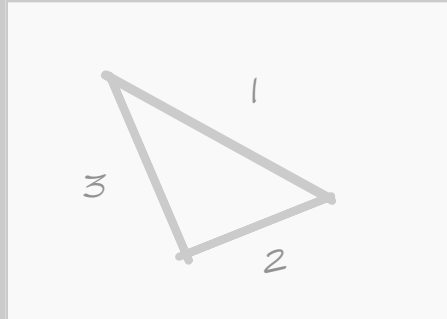


Student Name
2/3/2014

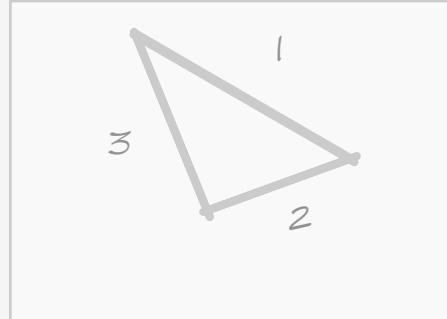


Student Name
2/3/2014

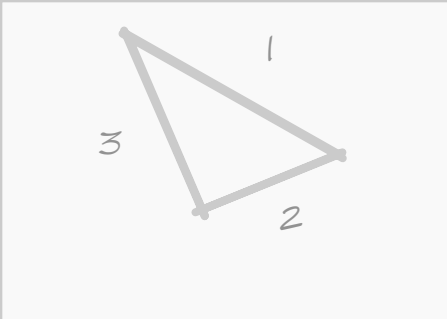
Math Mission (3)



My Work
2/3/2014



Student Name
2/3/2014



Student Name
2/3/2014

Notebook Preview

Notebook Preview
TBD based on final full-screen notebook design